

AzaMax[®]

Botanical Insecticide, Miticide, and Nematicide

ACTIVE INGREDIENT	% by Wt.
Azadirachtin	1.2%
OTHER INGREDIENTS	98.8%
TOTAL	100.0%

Contains 0.35 grams azadirachtin per fluid ounce.

**KEEP OUT OF REACH OF CHILDREN
CAUTION**

READ ENTIRE LABEL. USE STRICTLY IN ACCORDANCE WITH PRECAUTIONARY STATEMENTS AND DIRECTIONS, AND WITH APPLICABLE STATE AND FEDERAL REGULATIONS.

REPELLANT, ANTIFEEDANT AND INSECT GROWTH REGULATOR (IGR)

INDOOR AND OUTDOOR ORNAMENTAL FLOWERS, TREES, SHRUBS, VEGETABLES, FRUIT AND NUT TREES, PLANTS, INCLUDING PLANTS GROWN IN CONTAINERS, RECIRCULATORY, AEROPONIC, AND HYDROPONIC SYSTEMS, INTERIORSCAPES, HOME, AND GARDEN.

EPA Reg. No. 71908-1-81268
EPA Est. No. 80876-OK-001
EPA Est. No. 71908-IND-001
Batch No.: XXXX

**NET CONTENTS: 0.084 fl. oz., 2 fl. oz., 4 fl. oz.,
8 fl. oz., 16 fl. oz., 32 fl. oz. or 128 fl. oz.**



FOR ORGANIC PRODUCTION



PARRY AMERICA INC.
1024 Iron Point Road
Folsom, California 95630
916-357-6640



AzaMax®

Botanical Insecticide, Miticide, and Nematicide

REPELLANT, ANTIFEEDANT AND INSECT GROWTH REGULATOR (IGR)

INDOOR AND OUTDOOR ORNAMENTAL FLOWERS,
TREES, SHRUBS, VEGETABLES, FRUIT AND NUT TREES,
PLANTS, INCLUDING PLANTS GROWN IN CONTAINERS,
RECIRCULATORY, AEROPONIC, AND HYDROPONIC
SYSTEMS, INTERIORSCAPES, HOME, AND GARDEN.

See the Directions for Use for Complete List
of Insects Controlled.

ACTIVE INGREDIENT:	% By Wt.
Azadirachtin	1.2%
OTHER INGREDIENTS	98.8%
	TOTAL 100.0%

Contains 0.35 grams azadirachtin per fluid ounce.

 FOR ORGANIC PRODUCTION



KEEP OUT OF REACH OF CHILDREN CAUTION

FIRST AID	
If inhaled	Move person to fresh air. If person is not breathing, call 911 or an ambulance, then give artificial respiration, preferably mouth-to-mouth if possible. Call poison control center or doctor for further treatment advice.
If on skin or clothing	Take off contaminated clothing. Rinse skin immediately with plenty of water for 15-20 minutes. Call a poison control center or doctor for treatment advice.
If in eyes	Hold eye open and rinse slowly and gently with water for 15-20 minutes. Remove contact lenses, if present, after first 5 minutes, then continue rinsing eyes. Call a poison control center or doctor for treatment advice.
If swallowed	Call a poison control center or doctor immediately for treatment advice. Have person sip a glass of water if able to swallow. Do not induce vomiting unless told to do so by a poison control center or doctor.

Have the product container or label with you when calling a poison control center or doctor or going for treatment.

For emergency information concerning this product, call the National Pesticide Information Center (NPIC) at 1-800-858-7378 seven days a week, 6:30 am to 4:30 pm Pacific Time. During other times, call the poison control center 1-800-222-1222.

PRECAUTIONARY STATEMENTS

HAZARDS TO HUMANS AND DOMESTIC ANIMALS

CAUTION - Harmful if absorbed through skin or if inhaled. Avoid breathing vapor. Causes moderate eye irritation. Prolonged or frequently repeated skin contact may cause allergic reactions in some individuals. Avoid contact with skin, eyes, or clothing. Wash thoroughly with soap and water after handling and before eating, drinking, chewing gum, using tobacco or using the toilet. Remove and wash contaminated clothing before reuse. Wear chemical resistant gloves.

Personal Protective Equipment (PPE)

Applicators and handlers must wear:

- Long-sleeved shirt
- Long pants
- Socks and shoes
- Chemical resistant gloves

Follow the manufacturer's instructions for cleaning/maintaining PPE. If no such instructions for washables, use detergent and hot water. Keep and wash PPE separately from other laundry.

ENVIRONMENTAL HAZARDS

This pesticide is toxic to fish and aquatic invertebrates.

For Terrestrial Uses: Do not apply directly to water, or to areas where surface water is present or to intertidal areas below the mean high water mark. Do not contaminate water when cleaning equipment or disposing of equipment washwater or rinsate.

USER SAFETY RECOMMENDATIONS

Users should wash hands before eating, drinking, chewing gum, using tobacco or using the toilet.

Users should remove clothing/PPE immediately if pesticide gets inside. Then wash thoroughly and put on clean clothing.

Users should remove PPE immediately after handling this product. Wash the outside of gloves before removing. As soon as possible, wash thoroughly and change into clean clothing.

DIRECTIONS FOR USE

It is a violation of Federal Law to use this product in a manner inconsistent with its labeling.

READ ENTIRE LABEL. USE STRICTLY IN ACCORDANCE WITH PRECAUTIONARY STATEMENTS AND DIRECTIONS, AND WITH APPLICABLE STATE AND FEDERAL REGULATIONS. Do not apply this product in a way that will contact workers or other persons, either directly or through drift. Only protected handlers may be in the area during application. For any requirements specific to your state or tribe, consult the agency responsible for pesticide regulation.

Do not apply this product through any type of irrigation system.

Agricultural Use Requirements

Use this product only in accordance with its labeling and with the Worker Protection Standard, 40 CFR Part 170. This standard contains requirements for the protection of agricultural workers on farms, forests, nurseries, greenhouses and handlers of agricultural products. It contains requirements for training, decontamination, notification and emergency assistance. It also contains specific instructions and exceptions pertaining to the statements on the label about personal protective equipment (PPE), notification to workers and restricted entry interval. The requirements in this box apply to the uses of this product that are covered by the Worker Protection Standard.

Do not enter or allow any worker entry into treated areas during the restricted entry interval (REI) of 4 hours.

For early entry into treated areas that is permitted under the Worker Protection Standard and that involves contact with anything that has been treated, such as plants, soil, water, wear coveralls, chemical resistant gloves, shoes plus socks and protective eyewear.

MODE OF ACTION:

AzaMax® Botanical Insecticide, Miticide, and Nematicide controls target pests on contact or by ingestion. The product acts on pests by way of repellence, anti-feedance, and interference with the molting process.

Azadirachtin, an insect growth regulator (IGR), mimics the pests' hormones and disrupts distinct stages of growth and development of insects and mites. The primary mode of action of azadirachtin is an interference with synthesis and metabolism of ecdysone and the juvenile hormone. Ecdysone is the molting hormone of insects, and azadirachtin can regulate growth leading to death before or during molting.

AzaMax® will provide control results comparable to the synthetic insecticide standards. **AzaMax®** provides broad spectrum control with very low environmental impact. **AzaMax®** provides all the benefits of azadirachtin, a proven anti-feedant, insect growth regulator (IGR), anti-ovipository, and repellent, as well as a toxin to soft bodied insect larvae.

The active ingredient in **AzaMax®** - Azadirachtin - is a unique botanical insecticide, miticide and nematicide.

Mode of Action: Control of different orders of insects or insects in different phases of their life cycle is due to the complexity of the azadirachtin molecule and the many modes of action inherent in azadirachtin.	Anti-Feedant	Insects feed less or not at all on treated plants. Foliage is not damaged and insects ultimately starve to death.
	Insect Growth Regulator (IGR)	Insects fail to mature and reproduce, eliminating populations over time.
	Anti-ovipository	Insects do not lay eggs on treated plants. The likelihood of insect infestation is greatly decreased in treated plants. This adds a preventive aspect to your insect control.
	Repellant	Insects do not prefer treated plants.

PESTS CONTROLLED OR SUPPRESSED

Use **AzaMax®** against the following pests.

TARGET PEST SPECIES OF AzaMax®

HEMIPTERA AND HOMOPTERA including but not limited to: true bugs including boxelder bugs, chinch bugs, lygus bugs and stink bug; lacebugs; leafhoppers including grape leafhopper, spittlebug, potato leafhopper and variegated leafhopper; mealy bugs including apple mealy bugs, citrus mealy bugs, grape mealy bugs; whiteflies including greenhouse whitefly, silverleaf whitefly and sweet potato whitefly and woolly whitefly; aphids including apple aphid, green peach aphid, melon aphid, pea aphid, potato aphid and rose aphid; psyllids including pear psyllids and scales including black scale, brown soft scale, California red scale, coffee scale, olive scale, San Jose scale, and cottony cushion scale.	LEPIDOPTERA including but not limited to: moths including European pine shoot moth, pine tip moth and Tussock moth; leafrollers including blueberry leafroller, filbert leafroller, fruitree leafroller, citrus leafminers, grape leafroller, oblique banded leafroller, omnivorous leafroller; cutworms including black cutworm and citrus cutworm; caterpillars and loopers including bagworms, budworms, cabbage looper, canker worms, case bearers, caseworms, corn earworm, diamondback moth, fruit worms, grapeleaf skeletonizer, gypsy moth, hornworms, imported cabbageworm, navel orangeworm, soybean looper, spruce budworm, tent caterpillar, tip moths, tobacco budworm, tobacco hornworm, tomato pinworm and tussock moth; armyworms including beet armyworm, fall armyworm, lawn armyworm, southern armyworm and yellow striped armyworm; webworms and leaf perforators .
COLEOPTERA including but not limited to: beetles, grubs and weevils including Asian long-horned beetle, bark beetles, black vine weevil, Colorado potato beetle, elm bark beetle, European chafer, flea beetles, Japanese beetle, June beetle, leaf beetles, Mexican bean beetle, Northern masked chafer, rose chafer and Southern masked chafer and twig girders.	DIPTERA including but not limited to: * flies including Caribbean fruit fly, cherry maggots, crane fly, fungus gnat , Hessian fly, oriental fruit fly, Mediterranean fruit fly, marsh crane flies, melon fly, shore fly and walnut husk fly; leafminers including citrus leafminers and serpentine leafminers. *Not intended for use on public health pests.
THYSANOPTERA including but not limited to: thrips including citrus thrips, flower thrips, gladiolus thrips, onion thrips, thrips palmi and Western flower thrips.	ACARINA including but not limited to: * mites , red spider mites, brown mite, clover mite, conifer spider mite, European red mite, spruce spider mite, and two-spotted spider mite. *Not intended for use on public health pests. <i>(cont. on next column)</i>

TARGET PEST SPECIES OF AzaMax® (cont.)

ORTHOPTERA including but not limited to: crickets; grasshoppers; locusts	HYMENOPTERA including but not limited to: * sawflies including European sawflies, pear sawflies, red-headed pine sawflies, yellow-headed pin sawflies. *Not intended for use on public health pests.
NEMATODA Nematodes (suppression)	

FOR USE ON ORNAMENTALS AND LANDSCAPE PLANTINGS

Ornamental Plants and Flowers including but not limited to:	Actinopterus, African violets*, ageratum, aglaonema, Algerian ivy, allamanda, alocasia, amaranthus, anthurium, aphelandra, arborvitae, Artemisia, aster, aucuba ilex, azalea, baby's breath, begonia, Boston fern, bougainvillea, boxwood, brachycome, cacti, calabrese, caladium, calathea, calendula, calla, camellia, carnation, ceanothus, chrysanthemum, cineraria, coleus, columbine, cotoneaster, cyclamen, daffodil, dahlia, daisy, daylily, delphinium, dianthus, dieffenbachia, dogwood, dusty miller, Easter lily, English ivy, euphorbia, fern, ficus, foliage plants, foxglove, freesia, fuschia, gaillardia, gardenia, geranium, gerbera, gladiola, gloxinia, gypsophilla, hederia, hibiscus, hyacinth, hydrangea, ilex, impatiens, iris, ivy, jasmine, lilac, lily, maidenhair fern, mandevilla, marigold, narcissus, nasturtium, orchid*, pansy, pelargonium, peony, peperomia, petunia, philodendron, phlox, photinia, pinks, pitosporum, poinsettia*, pothos, portulaca, primrose, pyracantha, rhododendron, rose*, rosemary, rubber plant, salvia, schefflera, sedum, sempervivum, snapdragon, spathiphyllum, stock, syngonium, tulip, verbena, vinca, wandering jew, yucca, zinnia *Please note that when making applications to these species, spotting of plant foliage and blossoms is possible.
--	--

(cont. on next page)

**FOR USE ON ORNAMENTALS
AND LANDSCAPE PLANTINGS (cont.)**

Ornamental Trees and Shrubs including but not limited to:	Andromeda, arborvitae, ash, Austrian pine, azalea, beech, birch, birdsnest spruce, blue spruce, bougainvillea, boxwood, butternut, cedar, charmaecyparis, cherry, cotoneaster, crabapple, cyprus, dogwood, Douglas fir, elm, euonymus, firethorn, forsythia, hackberry, hawthorn, hemlock, hickory, holly, honey locust, horse chestnut, juniper, larch, laurel, lilac, linden, London planetree, magnolia, mandevilla, maple, mimosa, mountain ash, myrtle, oak, pachysandra, peach, photinia, pine, planetree, poplar, privet, purpleleaf wintercreeper, quince, sage, spruce, sycamore, white cedar, white pine, yew
--	---

Waxy bloom on certain ornamental plants will be reduced after an application.

Applications will remove the glaucous 'blue' coloring from evergreens such as Colorado blue spruce and Koster spruce.

**FOR USE ON GARDEN CROPS, VEGETABLES,
HERBS, SPICES, FRUITS AND BERRIES**

Leafy Vegetables including but not limited to:	Broccoli , Brussels Sprouts, Cabbage, Cauliflower, Collards, Endive, Kale, Lettuce , Spinach
Root Vegetables including but not limited to:	Beet, Carrot , Horseradish, Parsnip, Potato, Radish, Sweet potato, Turnip, Yams
Fruiting Vegetables including but not limited to:	Eggplant, Pepper, Tomatillo, Tomato
Cucurbit Vegetables including but not limited to:	Cucumber , Gourd (edible), Muskmelon, Pumpkin, Squash, Watermelon, including Cantaloupe, Casaba, Gherkins, Melons (including hybrids), Zucchini
Legume Vegetables including but not limited to:	Bean, Chickpea, Lentil, Pea
Bulb Vegetables including but not limited to:	Garlic, Onion , Shallot
Berries including but not limited to:	Blackberry, Blueberry, Raspberry, Strawberry , others include: Boysenberry, Currants, Dewberry, Elderberry, Gooseberry, Loganberry
Herbs and Spices including but not limited to:	Chive, Dill, Fennel, Mustard , Sage, Sweet bay, others include: Anise, Balm, Basil , Black pepper, Borage, Caraway, Catnip, Chamomile, Coriander, Cumin, Curry leaf, Dandelion, Fenugreek, Horehound, Hyssop , Marjoram, Marigold , Mint, Nasturtium, Pennyroyal, Peppermint, Rosemary, Savory, Spearmint, Tansy, Tarragon, Thyme , Wintergreen, Woodruff, Wormwood
Nut Trees including but not limited to:	Almond , Brazil nut, Filbert, Hickory nut, Pecan, Pistachios, Walnut
Pome Fruits including but not limited to:	Apple , Quince, or Pear (<i>Comice varieties: DO NOT apply more than 24 fl oz/A. DO NOT apply after pink stage of flowering; test small areas of other varieties of pears for plant safety prior to full scale usage.</i>)

(cont. on next column)

**FOR USE ON GARDEN CROPS, VEGETABLES,
HERBS, SPICES, FRUITS AND BERRIES (cont.)**

Stone Fruits including but not limited to:	Apricot, Cherry , Nectarine, Peach, Plum
Citrus Fruits including but not limited to:	Grapefruit , Lemon, Lime, Orange others include: Citrus Citron, Mandarin (tangerine), Nectarine , Satsuma (orange mandarin), Tangerine

AzaMax® has been evaluated for phytotoxicity on a wide range of ornamentals and garden plants. However, since testing on all plant varieties is not feasible, test a small portion of the area to be treated for phytotoxicity before treating the entire area.

There are no restrictions on applying **AzaMax**® up to the time of harvest.

SPRAY PREPARATION

AzaMax® is an emulsifiable concentrate to be diluted with water.

This product forms an emulsion and will separate upon extended or prolonged standing. Re-agitate to assure uniformity of the spray mixture.

Prepare only the volume needed for the intended application, and use the spray mixture within 24 hours of preparation.

TANK MIXTURES

AzaMax® is an emulsifiable concentrate and is compatible with commonly used pesticides and fertilizers. Always check the physical compatibility using a jar test in the correct proportions if needed.

If a broader spectrum of control is required tank-mix **AzaMax**® with insecticides or miticides. If a rapid knockdown of heavy populations is necessary, then include an effective contact insecticide/miticide in combination with **AzaMax**®.

Always read and follow the directions for use, precautions and limitations for use on all product labels used in combination. *Applications must follow the precautions and limitations of the most restrictive product label in the mixture. Do not exceed the dosage rates of any product.*

Select the right companion products:

IPM uses a variety of control options including biological, chemical, and cultural practices. **AzaMax**® is botanical with growth regulator effect on insects and mites. Companion products include pyrethroids, spinosyns, microbial toxins, and chloronicotinyls that complement azadirachtin. Formulations of bifenthrin, spinosad, abamectins, and imidacloprid are effective for different pests. Select the product that has been proven to provide adequate performance for the pests you are trying to control.

Physical Incompatibility

Do not use **AzaMax**® with Captan, Bordeaux mixture, triphenyltin hydroxide, lime sulfur, Rayplex iron or other highly alkaline materials as they can cause phytotoxicity and/or reduced efficacy on some target pests. Phytotoxicity will occur if tank-mix combinations with compounds known to be incompatible with oil-based formulations are used.

APPLICATION EQUIPMENT

Apply **AzaMax**® with hand-operated (manual) or power spray equipment suitable for low volume and/or high volume applications. Follow the recommendations of the equipment manufacturer when using backpack sprayers, hose-end sprayers, compression (pump-up) sprayers, and other sprayers suitable for foliar applications of insecticides.

APPLICATION SCHEDULE

For the most effective control, apply **AzaMax**® when pests are expected to appear or as soon as possible after pests appear and are in immature stages. Spray at an interval of seven (7) to ten (10) days or as the situation warrants.

During high pest infestation levels or when canopy is dense use higher dosage (use) rates and increase the spray frequency. For best results, spray in the morning or evening hours. Repeat spraying if rain occurs within two to three hours of spraying. For additional guidance, consult with your state agricultural experiment station or local extension horticulturalist/arborist for information on tactics and windows of application.

APPLICATION METHODS

Apply **AzaMax**® as directed to any food or non-food crop up to and including the day of harvest, at a maximum rate of 1.33 fl. oz. per 1,000 sq. ft. per application.

Dilute **AzaMax**® with water at a rate of 0.5 - 4.0 tablespoons (Tbs) per gallon of water. For hose end sprayers, set the RATE PER GALLON at the dial setting of 1 to 4 Tbs. depending on the crop and pests. Use the lower RATE PER GALLON for low to moderate infestations and use the higher specified RATE PER GALLON for severe infestations.

FOLIAR APPLICATION

USE	SPRAY CONCENTRATION %	Amounts of AzaMax®	
		Fluid Ounces (Tbs.) Per Quart	Fluid Ounces (Tbs.) Per Gallon
Including trees, shrubs, flowers, conifers, evergreens, herbaceous ornamentals, foliage plants, container-grown ornamentals & garden plants and groundcovers	Lower rate ranges of 0.25 - 0.75% vol/vol:	0.08 – 0.25 fl. oz. (1/6 – 1/2 Tbs.) (2.4 – 7.4 ml)	0.32 – 1.0 fl. oz. (2/3 – 2.0 Tbs.) (9.5 – 29.6 ml)
	Medium rate ranges of 0.75 - 1.25% vol/vol:	0.25 – 0.40 fl. oz. (1/2 – 5/6 Tbs.) (7.4 – 11.8 ml)	1.0 – 1.6 fl. oz. (2.0 – 3 1/3 Tbs.) (29.6 – 47.3 ml)
	Upper rate ranges of 1.25 - 1.70% vol/vol:	0.40 – 0.50 fl. oz. (5/6 – 1.0 Tbs.) (11.8 – 14.8 ml)	1.6 – 2.0 fl. oz. (3 1/3 – 4 Tbs.) (47.3 – 59.1 ml)

DRENCH APPLICATION

Use **AzaMax**® as a soil drench for effective control of soil-borne insect larvae, including soil-borne larvae of foliar pests, such as fungus gnats, nematodes, or soil borne thrips. When applying as a drench, avoid excessive leaching.

Preventive applications as a soil drench may be warranted for certain pests. Soil drench applications of azadirachtin will have a slower rate of activity because of soil absorption when compared to foliar applications of **AzaMax**®. Target the initial application of a soil drench treatment to coincide with the early stages of young larvae and young nymphs.

Dilute **AzaMax**® with water for concentrations of 0.4 to 0.8% volume/volume. See use rate table below. Add the required amount of **AzaMax**® to a clean bucket with at least one-half of the water to be drenched. Agitate the mixture thoroughly and then fill with the remaining water and continue agitation until the product is thoroughly dispersed.

Drench the soil in the pot with one (1) pint of finished product dilution per 1.0 gallon of soil. For fungus gnats, use the 0.4% spray concentration. For mushroom fly maggot control, use the 0.6% volume/volume spray concentration. For leafminers and other difficult to control pests, use the 0.8% volume/volume spray concentration. Make two to three (2 – 3) applications at 10 –14 day intervals until pest pressure has ended. With high insect pressure make applications every 5 to 6 days. Additional applications of **AzaMax**® may be required with increased and prolonged pest infestation.

DILUTION TABLE FOR DRENCH APPLICATIONS

Gallons of Water	Amount of AzaMax®			Application Interval
	0.4%	0.6%	0.8%	
1 gallon	1 Tbs.	1.5 Tbs.	2.0 Tbs.	10 - 14 days
1 gallon	0.5 fl. oz. (14.8 ml)	0.8 fl. oz. (23.7 ml)	1.0 fl. oz. (29.6 ml)	10 - 14 days
5 gallons	2.5 fl. oz. (74.0 ml)	4.0 fl. oz. (118.3 ml)	5.0 fl. oz. (148.0 ml)	10 - 14 days
10 gallons	5.0 fl. oz. (148.0 ml)	8.0 fl. oz. (236.6 ml)	10.0 fl. oz. (295.7 ml)	10 - 14 days

RECIRCULATORY, AEROPONIC, AND HYDROPONIC APPLICATION

Use **AzaMax**® in recirculatory, aeroponic, or hydroponic systems for the control of foliar pests, soil borne insect larvae, including soil borne larvae of foliar pests such as fungus gnats, nematodes or soil borne thrips for interiorscapes, hydroponic, aeroponic and container plants.

Dilute **AzaMax**® with water for concentrations of 0.1% to 0.8% volume/volume in a recirculatory or in a hydroponic liquid system. See use rate table below. Agitate the mixture thoroughly until the product is thoroughly dispersed.

For fungus gnats, use the 0.6% volume/volume concentration. For mushroom fly maggot control, use the 0.6% volume/volume concentration. For leafminers and other difficult to control pests, use the 0.8% volume/volume concentration. Make two to three (2-3) applications at 10-14 day intervals until the pest pressure has ended. With high insect pressure applications make applications every 5 to 7 days. Additional applications of **AzaMax**® may be required with increased and prolonged pest infestation.

DILUTION TABLE FOR RECIRCULATORY, AEROPONIC, AND HYDROPONIC APPLICATIONS

Gallons of Water	Amount of AzaMax®					Application Interval
	0.1%	0.2%	0.4%	0.6%	0.8%	
1 gallon	¼ Tbs.	½ Tbs.	1 Tbs.	1.5 Tbs.	2.0 Tbs.	7 - 14 days
1 gallon	0.14 fl. oz. (4.1 ml)	0.25 fl. oz. (7.4 ml)	0.5 fl. oz. (14.8 ml)	0.8 fl. oz. (23.7 ml)	1.0 fl. oz. (29.6 ml)	7 - 14 days
5 gallons	0.7 fl. oz. (20.7 ml)	1.3 fl. oz. (38.4 ml)	2.5 fl. oz. (74.0 ml)	4.0 fl. oz. (118.3 ml)	5.0 fl. oz. (148.0 ml)	7 - 14 days
10 gallons	1.4 fl. oz. (41.4 ml)	2.6 fl. oz. (77.0 ml)	5.0 fl. oz. (148.0 ml)	8.0 fl. oz. (236.6 ml)	10.0 fl. oz. (295.7 ml)	7 - 14 days

Preventive applications as a recirculatory system application may be warranted for certain pests.

AzaMax® can also be applied through sub-surface treatment equipment. Always follow manufacturer's use directions.

STORAGE & DISPOSAL

Do not contaminate water, food, or feed by storage or disposal.

PESTICIDE STORAGE: Store in original containers in a dry, cool, well-ventilated area.

PESTICIDE DISPOSAL: Wastes resulting from the use of this product must be disposed of on site or at an approved waste disposal facility.

CONTAINER DISPOSAL: Nonrefillable container. Do not reuse or refill this container. Triple rinse (or equivalent) promptly after emptying. Triple rinse as follows: Empty remaining contents into application equipment or a mix tank and drain for 10 seconds after the flow begins to drip. Fill container ¼ full with water and recap. Shake 10 seconds. Pour rinsate into application equipment or mix tank or store rinsate for later use or disposal. Drain for 10 seconds after flow begins to drip. Repeat this procedure two more times.

NOTICE ON CONDITIONS OF SALE

The directions for use of this product are believed to be adequate and must be followed carefully. However, it is impossible to eliminate all risks associated with the use of this product. Plant injury, ineffectiveness or other unintended consequences may result because of such factors as weather conditions, presence of other materials, or the manner of use or application, all of which are beyond the control of PARRY. All such risks shall be assumed by the user or buyer.

AzaMax® is a registered trademark of PARRY AMERICA INC.

3-2011

**SPECIMEN
LABEL**

AzaMax®

Botanical Insecticide, Miticide, and Nematicide



Single Dose Delivery Vial



Read This Entire Label Before Use

REPELLANT, ANTIFEEDANT AND INSECT GROWTH REGULATOR (IGR)

FOR CONTROL OF INSECTS ON FRUIT AND NUT TREES, INDOOR AND OUTDOOR VEGETABLES, ORNAMENTAL FLOWERS, TREES, SHRUBS, AND PLANTINGS INCLUDING PLANTS GROWN IN CONTAINERS, INTERIORSCAPES, AND GARDEN USES.

See the Directions for Use for Complete List of Insects Controlled.

ACTIVE INGREDIENT:	% By Wt.
Azadirachtin	1.2%
OTHER INGREDIENTS	98.8%
	TOTAL 100.0%

Contains 0.35 grams azadirachtin per fluid ounce.



FOR ORGANIC PRODUCTION



KEEP OUT OF REACH OF CHILDREN CAUTION

FIRST AID	
If on skin or clothing	Take off contaminated clothing. Rinse skin immediately with plenty of water for 15-20 minutes. Call a poison control center or doctor for treatment advice.
Have the product container or label with you when calling a poison control center or doctor or going for treatment.	
For <u>emergency information</u> concerning this product, call the National Pesticide Information Center (NPIC) at 1-800-858-7378 seven days a week, 6:30 am to 4:30 pm Pacific Time. During other times, call the poison control center 1-800-222-1222.	

PRECAUTIONARY STATEMENTS

HAZARDS TO HUMANS AND DOMESTIC ANIMALS

CAUTION – Harmful if absorbed through the skin. Avoid contact with skin, eyes and clothing. Wash thoroughly with soap and water after handling and before eating drinking, chewing gum, using tobacco or using the toilet. Remove contaminated clothing and wash before reuse. Wear chemical resistant gloves.

ENVIRONMENTAL HAZARDS

Do not apply directly to water. Do not contaminate water when disposing of washwaters or rinsate.

DIRECTIONS FOR USE

It is a violation of Federal Law to use this product in a manner inconsistent with its labeling.

READ ENTIRE LABEL. USE STRICTLY IN ACCORDANCE WITH PRECAUTIONARY STATEMENTS AND DIRECTIONS, AND WITH APPLICABLE STATE AND FEDERAL REGULATIONS.

GENERAL INFORMATION

AzaMax® Botanical Insecticide, Miticide, & Nematicide will provide control results comparable to the synthetic insecticide standards. **AzaMax®** provides broad spectrum control with very low environmental impact. **AzaMax®** provides all the benefits of azadirachtin, a proven anti-feedant, insect growth regulator (IGR), anti-ovipository, and repellent, as well as a toxin to soft bodied insect larvae.

The active ingredient in **AzaMax®** - Azadirachtin – is a unique botanical insecticide, miticide and nematicide.

Mode of Action:

Control of different orders of insects or insects in different phases of their life cycle is due to the complexity of the azadirachtin molecule and the many modes of action inherent in azadirachtin.

Anti-Feedant	Insects feed less or not at all on treated plants. Foliage is not damaged and insects ultimately starve to death.
Insect Growth Regulator (IGR)	Insects fail to mature and reproduce, eliminating populations over time.
Anti-ovipository	Insects do not lay eggs on treated plants. The likelihood of insect infestation is greatly decreased in treated plants. This adds a preventive aspect to your insect control.
Repellent	Insects do not prefer treated plants.

PESTS CONTROLLED OR SUPPRESSED

HEMIPTERA AND HOMOPTERA including but not limited to: **true bugs** including boxelder bugs, chinch bugs, lygus bugs and stink bug; **lacebugs**; **leafhoppers** including grape leafhopper, spittlebug, potato leafhopper and variegated leafhopper; **mealy bugs** including apple mealy bugs, citrus mealy bugs, grape mealy bugs; **whiteflies** including greenhouse whitefly, silverleaf whitefly and sweet potato whitefly and woolly whitefly; **aphids** including apple aphid, green peach aphid, melon aphid, pea aphid, potato aphid and rose aphid; **psyllids** including pear psyllids and **scales** including black scale, brown soft scale, California red scale, coffee scale, olive scale, San Jose scale, and cottony cushion scale.

COLEOPTERA including but not limited to: **beetles, grubs and weevils** including Asian long-horned beetle, bark beetles, black vine weevil, Colorado potato beetle, elm bark beetle, European chafer, flea beetles, Japanese beetle, June beetle, leaf beetles, Mexican bean beetle, Northern masked chafer, rose chafer and Southern masked chafer and twig girdlers.

THYSANOPTERA including but not limited to: **thrips** including citrus thrips, flower thrips, gladiolus thrips, onion thrips, thrips palmi and Western flower thrips.

LEPIDOPTERA including but not limited to: **moths** including European pine shoot moth, pine tip moth and Tussock moth; **leafrollers** including blueberry leafroller, filbert leafroller, fruitree leafroller, citrus leafminers, grape leafroller, oblique banded leafroller, omnivorous leafroller; **cutworms** including black cutworm and citrus cutworm;

caterpillars and loopers including bagworms, budworms, cabbage looper, canker worms, case bearers, caseworms, corn earworm, diamondback moth, fruit worms, grapeleaf skeletonizer, gypsy moth, hornworms, imported cabbageworm, navel orangeworm, soybean looper, spruce budworm, tent caterpillar, tip moths, tobacco budworm, tobacco hornworm, tomato pinworm and tussock moth;

armyworms including beet armyworm, fall armyworm, lawn armyworm, southern armyworm and yellow striped armyworm; **webworms and leaf perforators.**

DIPTERA including but not limited to:* **flies** including Caribbean fruit fly, cherry maggots, crane fly, **fungus gnat**, Hessian fly, oriental fruit fly, Mediterranean fruit fly, marsh crane flies, melon fly, shore fly and walnut husk fly; **leafminers** including citrus leafminers and serpentine leafminers.

*Not intended for use on public health pests

HYMENOPTERA including but not limited to:* **sawflies** including European sawflies, pear sawflies, red-headed pine sawflies, yellow-headed pin sawflies.

*Not intended for use on public health pests

ORTHOPTERA including but not limited to: **crickets; grasshoppers; locusts**

(cont. on next page)

PESTS CONTROLLED OR SUPPRESSED (cont.)

ACARINA including but not limited to:*

Mites including, **red spider mites**, brown mite, clover mite, conifer spider mite, European red mite, spruce spider mite, and two-spotted spider mite.

*Not intended for use on public health pests

NEMATODA:

Nematodes (suppression)

FOR USE ON FLOWERS, ORNAMENTALS AND LANDSCAPE PLANTINGS

<p>Ornamental Plants and Flowers including but not limited to:</p>	<p>Actinopterus, African violets*, ageratum, aglaonema, Algerian ivy, allamanda, alopecia, amaranthus, anthurium, aphelandra, arborvitae, Artemisia, aster, aucuba ilex, azalea, baby's breath, begonia, Boston fern, bougainvillea, boxwood, brachycome, cacti, calabrese, caladium, calathea, calendula, calla, camellia, carnation, ceanothus, chrysanthemum, cineraria, coleus, columbine, cotoneaster, cyclamen, daffodil, dahlia, daisy, daylily, delphinium, dianthus, dieffenbachia, dogwood, dusty miller, Easter lily, English ivy, euphorbia, fern, ficus, foliage plants, foxglove, freesia, fuschia, gaillardia, gardenia, geranium, gerbera, gladiola, gloxinia, gypsophilla, hederia, hibiscus, hyacinth, hydrangea, ilex, impatiens, iris, ivy, jasmine, lilac, lily, maidenhair fern, mandevilla, marigold, narcissus, nasturtium, orchid*, pansy, pelargonium, peony, peperomia, petunia, philodendron, phlox, photinia, pinks, pittosporum, poinsettia*, pothos, portulaca, primrose, pyracantha, rhododendron, rose*, rosemary, rubber plant, salvia, schefflera, sedum, sempervivum, snapdragon, spathiphyllum, stock, syngonium, tulip, verbena, vinca, wandering jew, yucca, zinnia</p> <p>*Please note that when making applications to these species, spotting of plant foliage and blossoms is possible.</p>
<p>Ornamental Trees and Shrubs including but not limited to:</p>	<p>Andromeda, arborvitae, ash, Austrian pine, azalea, beech, birch, birdsnest spruce, blue spruce, bougainvillea, boxwood, butternut, cedar, charmaecyparis, cherry, cotoneaster, crabapple, cyprus, dogwood, Douglas fir, elm, euonymus, firethorn, forsythia, hackberry, hawthorn, hemlock, hickory, holly, honey locust, horse chestnut, juniper, larch, laurel, lilac, linden, London planetree, magnolia, mandevilla, maple, mimosa, mountain ash, myrtle, oak, pachysandra, peach, photinia, pine, planetree, poplar, privet, purpleleaf wintercreeper, quince, sage, spruce, sycamore, white cedar, white pine, yew</p>

Waxy bloom on certain ornamental plants will be reduced after an application.

Applications will remove the glaucous 'blue' coloring from evergreens such as Colorado blue spruce and Koster spruce.

FOR USE ON GARDEN CROPS, VEGETABLES, HERBS, SPICES, FRUITS AND BERRIES

<p>Leafy Vegetables including but not limited to:</p>	<p>Broccoli, Brussels Sprouts, Cabbage, Cauliflower, Collards, Endive, Kale, Lettuce, Spinach</p>
<p>Root Vegetables including but not limited to:</p>	<p>Beet, Carrot, Horseradish, Parsnip, Potato, Radish, Sweet potato, Turnip, Yams</p>
<p>Fruiting Vegetables including but not limited to:</p>	<p>Eggplant, Pepper, Tomatillo, Tomato</p>
<p>Cucurbit Vegetables including but not limited to:</p>	<p>Cucumber, Gourd (edible), Muskmelon, Pumpkin, Squash, Watermelon, including Cantaloupe, Casaba, Gherkins, Melons (including hybrids), Zucchini</p>
<p>Legume Vegetables including but not limited to:</p>	<p>Bean, Chickpea, Lentil, Pea</p>
<p>Bulb Vegetables including but not limited to:</p>	<p>Garlic, Onion, Shallot</p>
<p>Berries including but not limited to:</p>	<p>Blackberry, Blueberry, Raspberry, Strawberry, others include: Boysenberry, Currants, Dewberry, Elderberry, Gooseberry, Loganberry</p>
<p>Herbs and Spices including but not limited to:</p>	<p>Chive, Dill, Fennel, Mustard, Sage, Sweet bay, others include: Anise, Balm, Basil, Black pepper, Borage, Caraway, Catnip, Chamomile, Coriander, Cumin, Curry leaf, Dandelion, Fenugreek, Horehound, Hyssop, Marjoram, Marigold, Mint, Nasturtium, Pennyroyal, Peppermint, Rosemary, Savory, Spearmint, Tansy, Tarragon, Thyme, Wintergreen, Woodruff, Wormwood</p>
<p>Nut Trees including but not limited to:</p>	<p>Almond, Brazil nut, Filbert, Hickory nut, Pecan, Pistachios, Walnut</p>
<p>Pome Fruits including but not limited to:</p>	<p>Apple, Quince, or Pear (Comice varieties: DO NOT apply more than 24 fl oz/A. DO NOT apply after pink stage of flowering; test small areas of other varieties of pears for plant safety prior to full scale usage.)</p>
<p>Stone Fruits including but not limited to:</p>	<p>Apricot, Cherry, Nectarine, Peach, Plum</p>
<p>Citrus Fruits including but not limited to:</p>	<p>Grapefruit, Lemon, Lime, Orange others include: Citrus Citron, Mandarin (tangerine), Nectarine, Satsuma (orange mandarin), Tangerine</p>

AzaMax® has been evaluated for phytotoxicity on a wide range of ornamentals and garden plants. However, since testing on all plant varieties is not feasible, test a small portion of the area to be treated for phytotoxicity before treating the entire area.

There are no restrictions on applying **AzaMax**® up to the time of harvest.

APPLICATION METHODS

AzaMax® is an emulsifiable concentrate to be diluted with water. The product forms an emulsion and requires agitation to assure uniformity of the spray mixture.

For Use on Flower, Ornamental, Garden, and Landscape Plantings
For Use on Garden Crops, Vegetables, Herbs, Spices, Fruits, and Berries

Instructions for Using Single Dose Sprayer System™

Single Dose Delivery Vial –
2.5 milliliters (0.084 fluid ounce or 1/6 Tbs.)

AzaMax® Single Dose Sprayer System*



Remove access cap from Single Dose Sprayer bottle.



Fill sprayer bottle with 16 ounces of tap water
(see fill line on bottle).



Open box that contains the Single Dose Delivery Vials.



Remove a Single Dose Delivery Vial.



Pour contents of the Vial into the sprayer bottle through
the access opening. Replace access cap on the Single
Dose Sprayer bottle



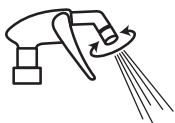
Shake sprayer bottle vigorously for 20 seconds or
until product is thoroughly dispersed.
Apply Product Spray Solution.

*Patent Pending – Single Dose Delivery Vials can be purchased separately.

For the most effective control, spray **AzaMax®** as soon as possible after pests appear and are in the immature stages. Spray at an interval of seven to ten days or as the situation warrants. During high pest infestation levels increase the spray frequency. Apply **AzaMax®** so as to thoroughly cover both sides of the foliage. Foliar applications offer locally systemic activity against insect pests. Repeat spraying if rain occurs within two to three hours of spraying. **AzaMax®** can be applied as directed to any food or non-food plant up to and including the day of harvest.

An application of **AzaMax®** does not provide the quick “knock-down” of a contact poison. Usage experience has shown that with three treatments over a period of 21 to 30 days (spray every 7 to 10 days), pest control is comparable to the synthetic insecticide “standards”. If **AzaMax®** is used as a preventative treatment throughout the season, prior to insect infestation, the goal of protecting your plants will be accomplished. With high insect pressure applications should be made every 5 to 7 days. Additional applications of **AzaMax®** may be required with increased and prolonged pest infestation.

How to Use:



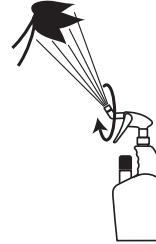
Adjust nozzle to desired spray pattern

(How to Use continued on next column)


How to Use: (cont.)



Hold Sprayer about 12 inches from foliage



Spray leaves, stems, and tender new shoots.
To obtain good insect & mite control, spray both
upper & lower surface of leaves. Apply spray until
leaves are evenly coated but not to run off.



The spray mixture should be used within
24 hours of preparation. Any un-used solution
can be drenched over the base of the plants –
please refer to the drench application section
of this label.

DRENCH APPLICATION FOR INDOOR AND OUTDOOR PLANTS GROWN IN CONTAINERS

Use **AzaMax®** as a soil drench for effective control of soil-borne insect larvae, including soil-borne larvae of foliar pests, such as fungus gnats, nematodes, or soil borne thrips. When applying as a drench, avoid excessive leaching.

Preventive applications as a soil drench may be warranted for certain pests. Soil drench applications of **AzaMax®** will have a slower rate of activity because of soil absorption when compared to foliar applications methods. Target the initial application of a soil drench treatment to coincide with the early stages of young larvae and young nymphs.

Drench the soil in the pot with one (1) pint of finished spray per 1.0 gallon of soil. Make two to three (2-3) applications at 10 to 14 day intervals until the pest pressure has ended.

STORAGE & DISPOSAL

PESTICIDE STORAGE:

Do not store this product above 105°F or below -15°F for extended periods of time. Keep containers tightly closed and in original containers when not in use. Store in original container in a cool, dry place, out of reach of children.

PESTICIDE DISPOSAL:

Wastes resulting from the use of this product must be disposed of on site or at an approved waste disposal facility.

CONTAINER DISPOSAL:

Nonrefillable container. Do not reuse or refill this container.

Offer for recycling, if available.

NOTICE ON CONDITIONS OF SALE

The directions for use of this product are believed to be adequate and must be followed carefully. However, it is impossible to eliminate all risks associated with the use of this product. Plant injury, ineffectiveness or other unintended consequences may result because of such factors as weather conditions, presence of other materials, or the manner of use or application, all of which are beyond the control of PARRY. All such risks shall be assumed by the user or buyer.

AzaMax® is a registered trademark of PARRY AMERICA INC.

3-2011